

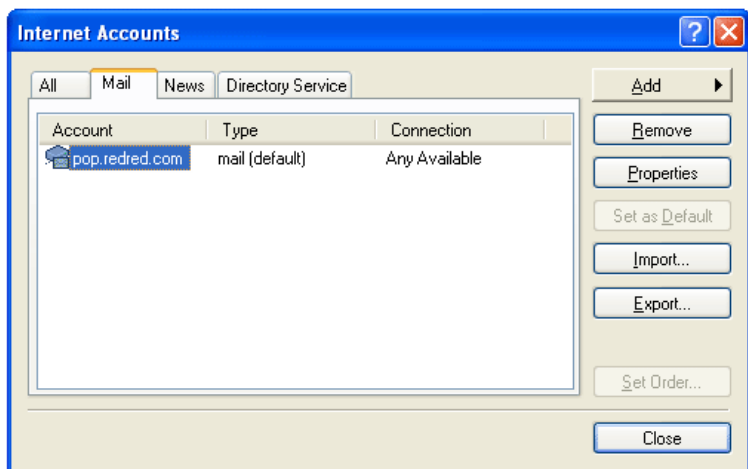
How to Setup SMTP Authentication in Outlook Express

Open Outlook Express

Click on Tools at the top of the window.

Click on Accounts from the drop down window.

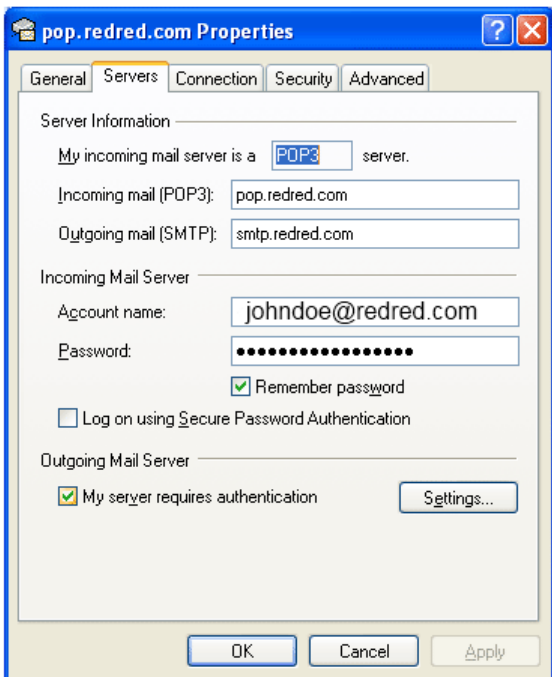
A window similar to the one below should open.



Next, highlight the redred.com account and click on the Properties button.

There will be a window similar to the following;

**Account Name should be your full email address.
(example: johndoe@redred.com)**

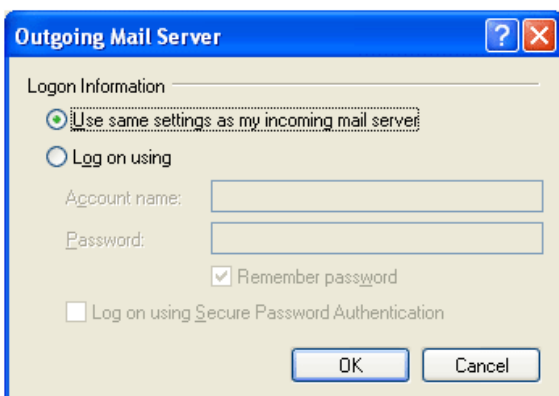


Click on the tab labeled Servers.

Check the box labeled My server requires authentication.

Click on the Settings button.

Another window will open similar to the following;



Make sure the Use same settings as my incoming mail server is selected.

Click OK to close this window.

Click OK to close the previous window.

Click Close to close the Internet Accounts window.

Done!